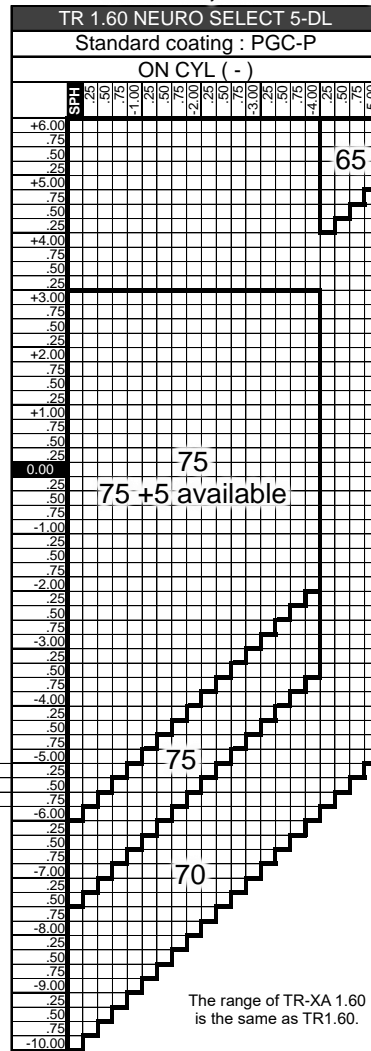
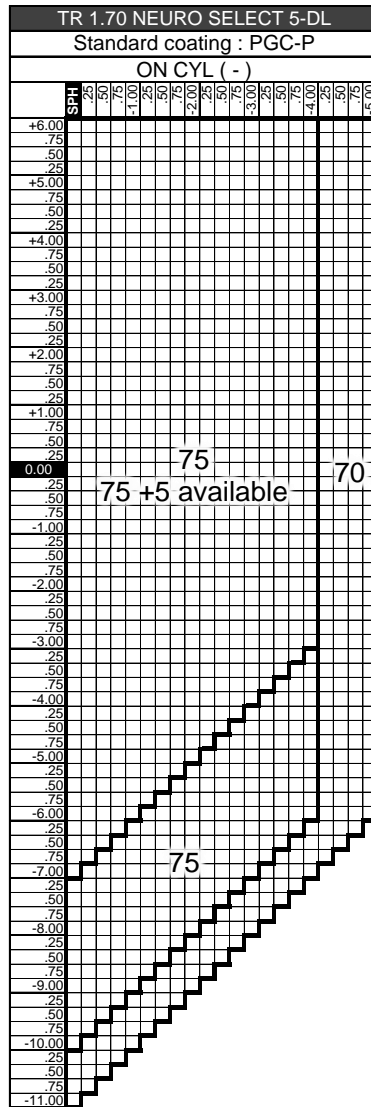
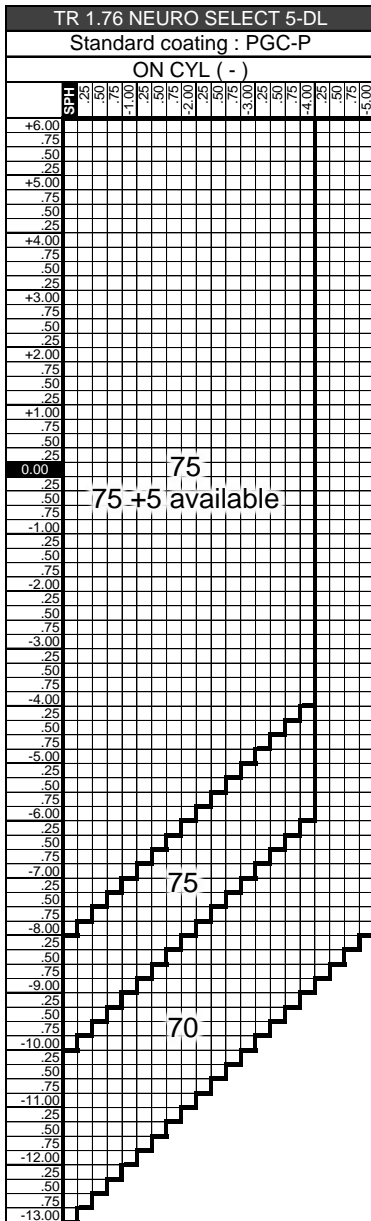


TR NEURO SELECT 5-DL TR-XA 1.60 NEURO SELECT 5-DL

TR GY & BR
TR-XA 1.60 GY

Back-side progressive + Back-side aspheric design

※The lens may be a cataract lens depending on the power



The range of TR-XA 1.60 is the same as TR1.60.

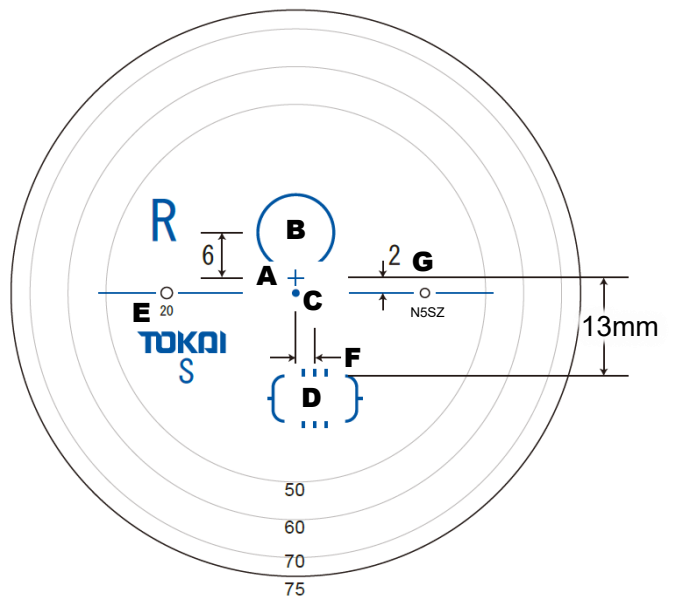
Corridor	11,12,13,14,15mm
Addition	0.50D to 4.00D at 0.25 steps

Color Name	Category Number	Visible Transmittance (%)	Capability for Driving	Capability for Driving at Night
PL Photochromic Brown (TR8)	0/3	93/16	<input type="checkbox"/>	<input type="checkbox"/>
PL Photochromic Gray (TR8)	0/3	92/12	<input type="checkbox"/>	<input type="checkbox"/>
PL Photochromic Gray (TRXANG)	0/3	89/10	<input type="checkbox"/>	<input type="checkbox"/>

Option for MT, i, MTi		
MT	Mytune	Frame shape information required.
i	Individual	Individual parameters can be specified.
MTi	Mytune & Individual	Frame shape information required. Individual parameters can be specified.
Individual parameters	Wrap angle (Default value: 0.0°)	0.0° ~ 15.0° (0.1° steps)
	Tilt angle (Default value: 8.0°)	-5.0° ~ 25.0° (0.1° steps)
	Vertex distance (Default value: 12.0mm)	8.0mm ~ 25.0mm (0.1mm steps)

Inset	Inset	0.0 to 5.0 mm at 0.1 mm steps
Reading distance	Inset design from other elements	Designed by far PD, power, reading distance, wrap angle, tilt angle and vertex distance
	Reading distance can be prescribed	25cm to 80cm at 1cm steps

	Specifications	Specifiable range / Availability
Prescription	Size reduction	by 50mm Min : only (+), 1mm step
	Prism	Up to 3 prism
	Decentration	Not available
	Base curve selection	Available
Frame data	Slice (Frame shape required)	Available for plus & mixed power lenses
	Remote edging	Available
	Fine edge processing	Available (Less S+C = -3.00 : Not available)



Product mark	Corridor	Index
N	5	N 11mm
	5 (MT)	T 12mm
	5 (i)	S 13mm
	5 (MTi)	E 14mm
		R 15mm

Lens mark	
A	Fitting point (far vision eye point)
B	Area to measure the far vision power
C	Geometrical center
D	Area to measure the near vision power
E	Addition
F	Inset (0.0 to 5.0 mm at 0.1 mm steps)
G	Identification and location mark