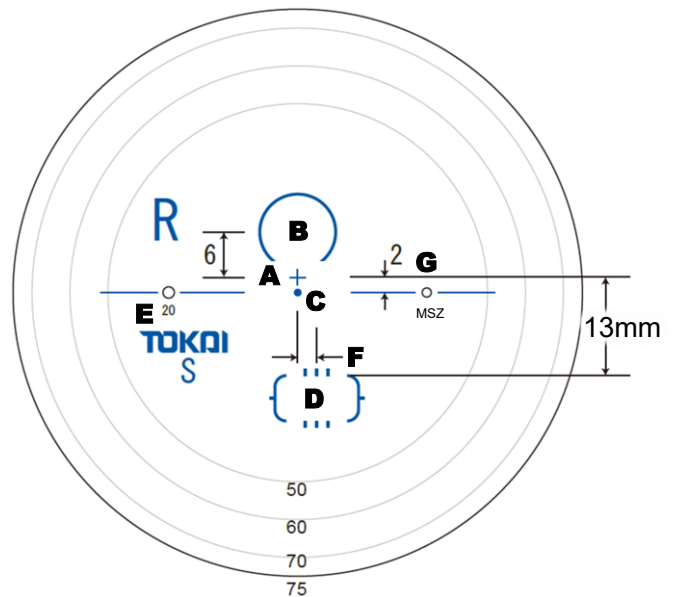
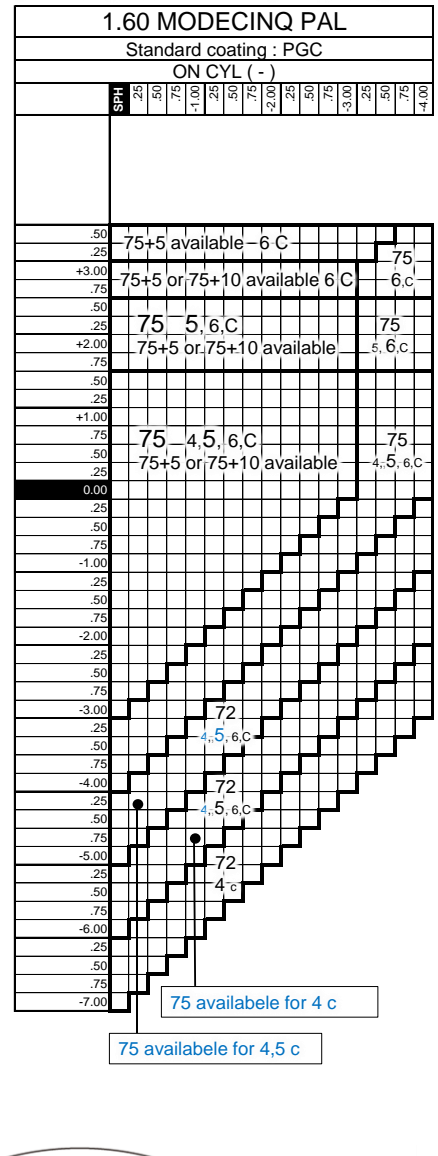
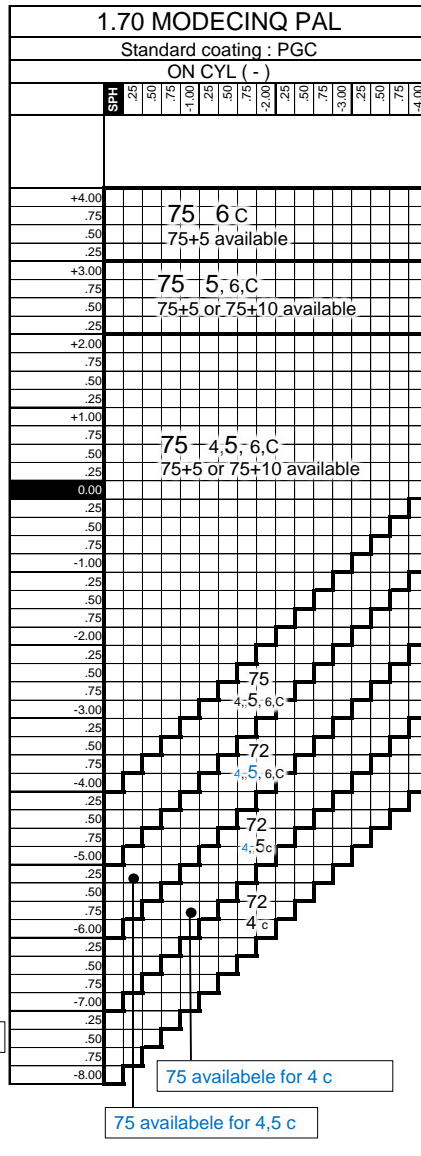
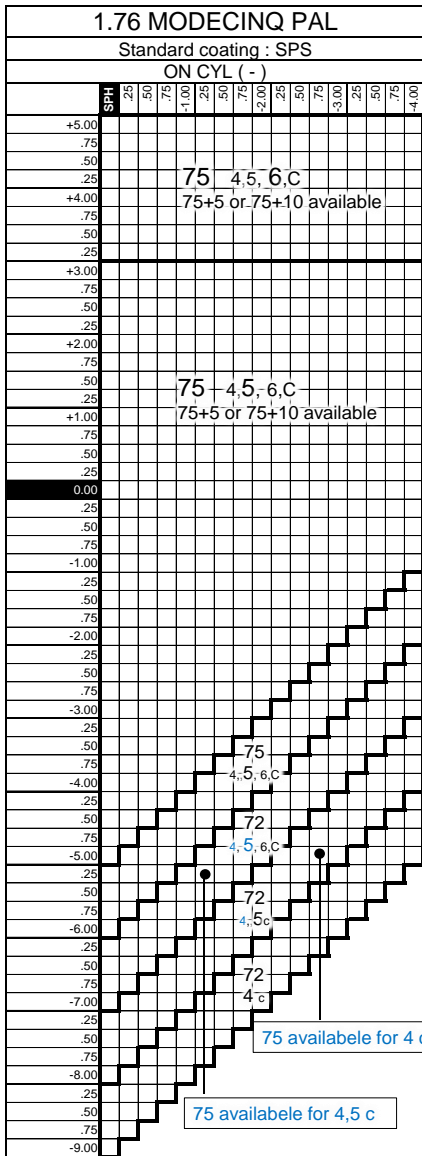


MODECINQ PAL

※ In case of with prism, the lens may be a cataract lens depending on the power



Specifications		Specifiable range / Availability
Prescription	Size reduction	by 50mm Min : only (+), 1mm steps
	Size expansion option	"75mm +5mm": 2.5mm decentration, "75mm +10mm": 5.0mm decentration.
	Prism	Up to 3 prism
	Decentration	Not available
	Base curve selection	Selectable from base 4,5 and 6
	Large font: Standard curve Small font: Option curve	Ex. 4,5,6c Standard: 5 curve
Progressive	Color	Available (Please refer "available color list")
	Corridor	11, 13mm
	Addition	0.50D to 3.00D at 0.25 steps
	Inset variable	0.0mm to 5.0mm at 0.1mm steps
	Alternatively to inset	Reading distance and far PD can be orderd
Individual	Reading distance can be prescribed	25cm to 80cm at 1cm steps
	Wrap angle (Default value: 0.0°)	0.0° ~ 15.0° (0.1°steps)
Frame data	Slice (Frame shape required)	Available for plus & mixed power lenses
	Remote edging	Available (Wrap angle more than 11° is not available, Base curve more than 6 in minus range is not available.)
	Fine edge processing	Not available

Product mark	Corridor	Index
M MODECINQ PAL	N 11mm	Z 1.76
	S 13mm	7 1.70
		6 1.60

Lens mark	
A	Fitting point (far vision eye point)
B	Area to measure the far vision power
C	Geometrical center
D	Area to measure the near vision power
E	Addition
F	Inset (0.0 to 5.0 mm at 0.1 mm steps)
G	Identification and location mark